



Exchange Apple Keyboard Battery

Written By: Lasse





Step 1 — Turn off the keyboard




- Turn off the keyboard

Step 2 — Open the battery compartment



- Insert the pick in the slot on the left side of the keyboard.

-  Turn it counterclockwise.

Step 3 — Empty the battery compartment



- Empty the battery compartment
- ⓘ There are 2 or 3 batteries in a battery compartment of a keyboard.

Repeat the steps in order to reassemble your device.