




Battery Disconnect

Prerequisite-only guide to disconnect the battery in a 2019 MacBook Air.

Written By: Adam O'Camb




INTRODUCTION

Prerequisite-only guide to disconnect the battery in a 2019 MacBook Air.

TOOLS:



- [Tweezers](#) (1)
 - [Spudger](#) (1)
-

Step 1 — Disconnect the battery



- Peel back the tape covering the battery connector enough to reveal the connector underneath.

Step 2



- Use a spudger to slide the battery connector parallel to the logic board and out of its socket on the logic board.

To reassemble your device, follow these instructions in reverse order.

This document was generated on 2020-11-28 08:09:29 AM (MST).

