



Phillips Iron Teardown

As part of our Uni course at UWE we have had to...

Written By: david Rees



INTRODUCTION

As part of our Uni course at UWE we have had to do a product teardown, so here is ours

TOOLS:


Phillips #0 Screwdriver (1)

Step 1 — Phillips Iron Teardown



- Insert wisdom here.

Step 2



- Insert wisdom here.

Step 3



- Insert wisdom here.

Step 4



- Insert wisdom here.

Step 5



- Insert wisdom here.

Step 6



- Insert wisdom here.

Step 7




- Insert wisdom here.

Step 8



- Insert wisdom here.

Step 9



- Insert wisdom here.

Step 10



- Insert wisdom here.

Step 11




- Insert wisdom here.

Step 12



- Insert wisdom here.

Step 13



- Insert wisdom here.

To reassemble your device, follow these instructions in reverse order.