



Lenovo ThinkPad W520 Battery Replacement

This guide will instruct you how to remove your...

Written By: Andrew Schneider



INTRODUCTION



This guide will instruct you how to remove your laptop's battery.




PARTS:

Lenovo LN-T430X9 Battery (1)

Step 1 — Battery



-  Make sure your laptop is unplugged and powered off.
- Use your left hand and push the unlock switch all the way to the right.
- Use your right hand to push the battery.

Step 2



- Slide the battery out.

To reassemble your device, follow these instructions in reverse order.