




LG Motion 4G MS770 Speaker Replacement

This guide will show you how to replace the speaker in your phone.

Written By: Daniela Allbright



INTRODUCTION

If the speaker is blown or no sound is coming out this will show you how to replace a broken speaker.



TOOLS:

- [iFixit Opening Tools](#) (1)
 - [Phillips #00 Screwdriver](#) (1)
-

Step 1 — Remove the phone's back cover.



- Use a plastic opening tool to remove the back cover.

Step 2 — Remove the battery.



- Use a plastic opening tool to remove the battery, lifting from the bottom right corner.

Step 3 — Remove screws.





- Use a Phillips #00 Screwdriver to remove all eight 4mm screws.

Step 4




- Use a plastic opening tool to remove the back trim by working around all of the edges.

Step 5



- Remove the volume buttons from the side.

Step 6 — Speaker



- Use a plastic opening tool to lift the speaker off by prying under the silver square as shown.
- ⓘ Note: There is a small tab underneath the speaker that will be lifted off when the speaker is removed.

To reassemble your device, follow these instructions in reverse order.